



JUST THE FACTS ABOUT YOUR COMMUNITY

SENIORS Living in York Region

Source: Statistics Canada 2001 and 2006

INTRODUCTION

According to the Statistics Canada 2006 Census, there are 91,920 seniors (those aged 65 and older) living in York Region. Seniors represent 10% of the Region's population, which is a lower percentage than Ontario and Canada (about 14% each). Among urban municipalities, York Region has one of the fastest growing seniors populations. It is expected that by 2031 the number of seniors living in York Region will increase to 303,517, or 20% of the population. The anticipated increase is largely due to the high proportion of baby-boomers in York Region. All of Statistics Canada's 2006 Census information is currently not available. However, the 2001 Census indicates what to expect when the complete 2006 information becomes available.

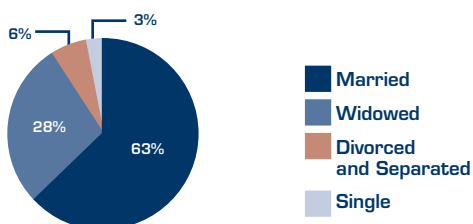
DEMOGRAPHICS

- In York Region in 2001, 55% of seniors were female and 45% were male. The 2006 Census shows that these percentages have not changed.
- In 2001, 63% of seniors were aged 65 to 74. This decreased to 58% by 2006.
- In 2001, 37% of seniors were aged 75 years and over. This increased to 42% by 2006.
- In 2001, 69% of seniors lived with their spouse and/or children. This increased to 71% by 2006.
- Of those who did not live with their spouse and/or children in 2001, 53% lived alone, 43% lived with relatives, and 4% lived with non-relatives. The 2006 Census showed little change.
- Seniors were less likely to move to a different address in the past year than the total population. In 2001, 8% of seniors reported living at a different address on Census Day than they did one year earlier. This compared to 13% of the total population.

DID YOU KNOW?

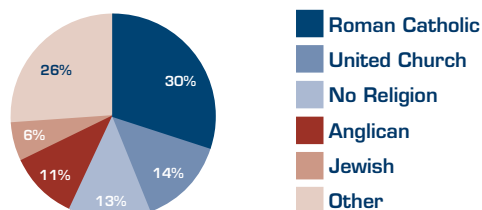
The average total income for female seniors is 39% less than male seniors.

Senior's Population by Marital Status, York Region, 2006



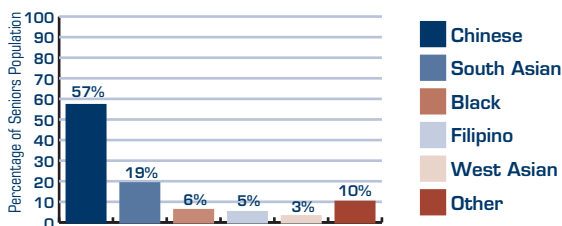
Source: Statistics Canada, Custom Tabulation, Census 2006

Top 5 Religions for Senior's Population, York Region, 2001



Source: Statistics Canada, Custom Tabulation, Census 2001

Top 5 Groups of all Visible Minority Seniors in York Region, 2001



Source: Statistics Canada, Custom Tabulation, Census 2001

LABOUR FORCE ACTIVITY

- In 2001, 18% of male seniors and 7% of female seniors worked or were looking for work.
- The unemployment rate for seniors was 3% for males and 6% for females.

UNPAID WORK

- In 2001, 23% of seniors spent time doing unpaid child care, compared to 43% of the total population.
- 83% of seniors spent time doing unpaid housework, compared to 89% of the total population.
- 15% of seniors spent time doing unpaid care for seniors, compared to 19% of the total population.

DID YOU KNOW? In 2006, the majority of seniors (73%) lived in Markham, Richmond Hill and Vaughan.

INCOME

- In 2001, the median total income for seniors in York Region was \$22,725 for males and \$15,119 for females.
- 13% of seniors lived on low incomes.
- The low income rate among seniors aged 65 to 74 years was 12% and 16% for seniors aged 75 years and over.

SOURCE OF INCOME

- In York Region, government supports (e.g. Canada Pension Plan) and other sources of income accounted for 71% of the income of seniors aged 65 to 74 years and 94% of the income of seniors aged 75 years and over.

PLACE OF BIRTH

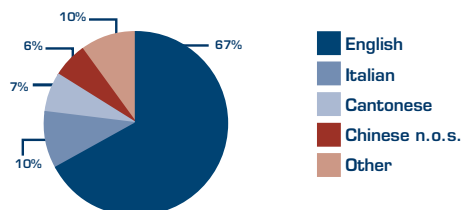
- In 2001, 38% of seniors in York Region were born in Canada.
- In 2001, 62% of seniors in York Region were immigrants.
- 79% of seniors born in Canada were born in Ontario.
- The chart on the right shows that most seniors who lived in York Region in 2001 and were not born in Canada, arrived from Italy, China, the United Kingdom, India and Germany. Trends indicate that this is changing. In 2001, the top places of birth for seniors who most recently immigrated to York Region (between 1996 and 2001) were:
 - People's Republic of China (33%)
 - India (8%)
 - Russian Federation (7%)
 - Iran (6%)
 - Hong Kong (5%)

DID YOU KNOW? 16% of seniors aged 75 years and over live on low incomes.

LANGUAGE

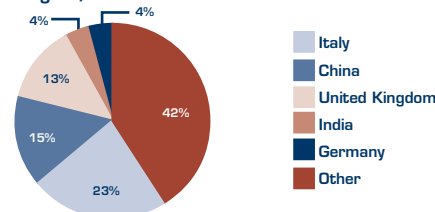
- In 2001, 17% of seniors in York Region had no knowledge of English or French.
- 33% of seniors reported speaking non-official languages at home. Italian (30%) was the most common non-official language spoken by seniors at home in York Region, followed by Cantonese (21%), Chinese (17%) and Russian and Punjabi (3% each).
- Of those who did not speak English or French at home, the most common spoken languages, by municipality were Italian in Aurora (54%), Korean in East Gwillimbury (38%), Italian in Georgina (25%), Italian in King (81%), Cantonese in Markham (36%), Italian in Newmarket (18%), Cantonese in Richmond Hill (28%) and Italian in Vaughan (65%).

Percentage (%) of York Region Seniors by Language Spoken Most Often at Home, 2001



Source: Statistics Canada, Custom Tabulation, Census 2001

Top 5 Places of Birth for Senior Immigrant Population, York Region, 2001



Data used in the chart is based on the response to the Census question about place of birth. Source: Statistics Canada, Custom Tabulation, Census 2001

WHAT this means:

Like the rest of Canada, the Region has a large, ageing population, but there is also a large and growing population of children. In absolute terms, from 2001 to 2006, the growth in residents between the ages of 0 and 14 (22,190) was much higher than the growth experienced in the rest of Ontario (44,135) in this age group. The 2006 Census data is still being released, but the 2001 Census indicates what to expect. It is clear that our rapidly growing seniors population will have wide ranging implications for our communities, the labour force, and the types of services and programs needed. Many seniors remain active after they leave the labour force. According to Statistics Canada's *Portrait of Seniors in Canada* (February 2007), just over half of seniors aged 65 to 74 belong to at least one group or organization and 39% volunteered in 2004. Many seniors provide informal assistance to families, friends and other seniors by providing child care, housekeeping or running errands. The growing seniors population is a great community resource that can increase the quality of life for all residents through volunteerism, investing time in their community and sharing their knowledge gained over the years. Appropriate services and supports are needed, such as affordable housing, public transit and accessible health care. This will ensure that seniors can enjoy a high quality of life and continue to contribute to their communities.

These fact sheets are produced by the Community and Health Services Department, based on Statistics Canada Census data and definitions provided through the Community Social Data Strategy (CSDS). This is an initiative from the Canadian Council on Social Development in partnership with Statistics Canada. In 2005, York Region partnered with key community organizations to form a Consortium to lead the CSDS project.

York Region's Community Social Data Strategy Consortium



York Region's Community Reference Group

Aurora Chamber of Commerce, Big Brothers/Big Sisters, Catholic Community Services of York Region, Human Services Planning Coalition, Regional Municipality of York, Town of Markham Planning & Urban Design Department, United Way of York Region, Vaughan Chamber of Commerce, York Catholic District School Board, York Region District School Board, York Regional Police, York South Simcoe Training and Adjustment Board